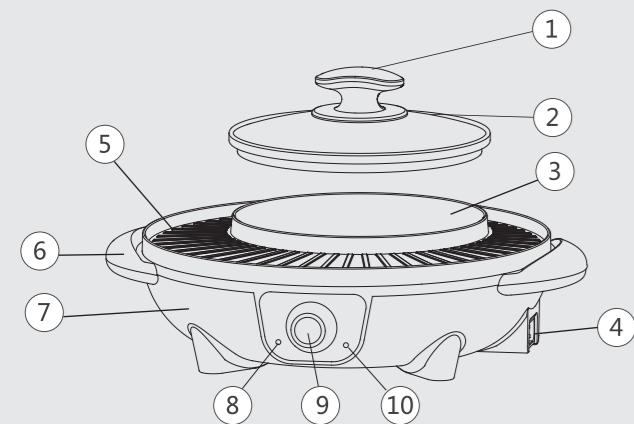


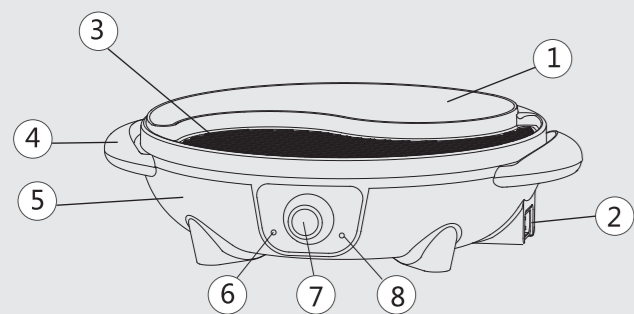
LIVEN 利仁

PRODUCT STRUCTURE:



1. Handle for glass lid 2. Glass Lid 3. Hot pot body 4. Socket 5. Grill Pan
6. Pot Body handle 7. Pot Body 8. Pot Indicator 9. Gears Switch 10. Grill Indicator

SK-J3201/SK-J3201A/SK-J3201B



1. Hot pot 2. Input socket 3. Baking tray 4. Main body handle 5. Main body
6. Hot pot work indicator 7. Gear switch 8. Baking plate work indicator

SK-J3200/SK-J3200A/SK-J3200B

Electric hot pot (shabu shabu pot and bbq in one) is a multi-function electric hot pot developed by Liven company to meet the cooking needs of consumers. This product is powerful, with the function of shabu and bbq. You can choose hot pot and baking plate according to cooking ingredients. This product adopts non-stick coating, frying, roasting, shabu non-stick pan, safe, healthy, environmentally friendly and easy to clean; Taiji and sun and moon shape, unique and elegant appearance, advanced structure, saving time and power, it is the first choice cookware for modern families.

Instructions:

1. Please put the product on a stable table, inject water into the pot, do not exceed 2/3 of the pot. Brush the right amount of cooking oil on the surface of the baking plate;
 2. Plug in the power plug, turn the knob to the "hot pot" position - "hot pot indicator light" is on, the hot pot starts to heat, turn the knob to the "bbq" position - "bbq indicator light" is on, the baking plate starts to heat, turn the knob to the "hot pot and bbq" position - "hot pot indicator light" and "bbq indicator light" are all on, hot pot and baking plate are heated at the same time;
 3. You can choose the right function according to your needs, cooking the desired food;
 4. After use, turn the switch to "OFF", then unplug the power plug. After the power is turned off for a few minutes, the baking plate can be cleaned with a napkin or a rag by the residual temperature of the product. When cleaning the hot pot, wait until the pot is completely cooled before cleaning. When not use it and storing for a long time, use detergent to wash it carefully.
- Note: If you need to move the product during use, please be careful not to touch the metal part to avoid burns!

Cleaning and storage:

1. Unplug the power plug before cleaning the product;
2. After use, after the product is completely cooled, wipe off the debris in the body with a soft cloth and a small amount of water, then dry the electrical part with a dry cloth;
3. Do not put the main body of the product directly under the faucet or put it into other liquids for cleaning. After the product electrical parts are inadvertently wet, please do not electrify and wait until it is dried before using it;

4. Do not scrub the product baking plate or pot with metal or rough material to avoid damage to the coating;
5. After cleaning, please put it in a ventilated place, dry it and store it in a dry place.

Precautions for use :

1. Please read the instructions carefully before use;
2. Please place the product on a stable desktop or table, taking care not to get close to fire source and flammable materials;
3. During use, it is strictly forbidden to touch the heating element by hand to avoid burns;
4. Do not allow children to use the product alone. If children are present, be careful to use the product carefully. Do not place the product in a place where children can reach it;
5. When excessive oil overflow, please wipe it in time, do not allow oil to penetrate into the product knob, so as not to affect the normal work of the product;
6. Do not cut food in the baking plate and pot with a knife or metal utensil during use;
7. When cleaning the surface in contact with food, wipe it with a clean damp cloth. Do not scrub the baking plate and pot with metal or rough material to avoid damage to the coating;
8. After use, cut off the power, please clean the dirt in time, but do not put the product into the water or rinse with water;
9. Using accessories other than those specified by the manufacturer may result in danger;
10. Do not place the power cord on hot surfaces or tie it;
11. After use, please unplug the power plug, never move the product while it is powered;
12. This product is limited to indoor use.



Note:
During power-up, some surfaces of products are hot and the surface becomes very hot during use !

Notice from Beijing Liven Technology Co., Ltd
If the instructions described in the manual differ from actual function of the product, please take the actual function as the standard. The Company reserves the right to amend the contents of the manual without any prior notice.

- Shabu Shabu Hot Pot and BBQ in one, versatile and easy to use;
- Adjustable function, you can choose Shabu Shabu Hot Pot or BBQ according to your needs;
- Food-grade health materials, no deformation, high temperature resistance, health;
- The baking plate and hot pot are made of high-strength non-stick coating, which has good anti-stick effect;
- Unique shape design, beautiful and generous.

Product Technical Parameters

Model	Rated Voltage	Rated Power
SK-J3200	120V~	1300W
SK-J3200A	Rated Frequency	Rated Capacity
SK-J3200B	60Hz	1.8L
Model	Rated Voltage	Rated Power
SK-J3201	120V~	1300W
SK-J3201A	Rated Frequency	Rated Capacity
SK-J3201B	60Hz	1.6L

CAUTION:

1. This product only is available with a 120V ~ 60Hz AC power outlet. The lower voltage (less than 100V) will affect the product function, even damage the product.
2. Use one-way three-hole socket, there must be ground protection. Avoid sharing a socket with other appliances.
3. Do not disassemble or overhaul a little remove the back cover, the product at the fault, we must go to the designated maintenance point to repair.
4. The cord is specially designed. If the power cord is damaged, to avoid danger, it must be replaced by a specialist in the manufacturer, service department, or similar department.
5. This product cannot be used with an external adjustable timer or separate remote control system.

CUSTOMER SERVICE:

The One-Year Limited warranty and is applicable only on products purchased and used in the America with verifiable proof of purchase are limited warranted for one year. Within 30 days, any fault caused by non-artificial reason we should maintain freely. After 30 days before one year, the maintenance will be free, Spare parts needs to be paid after one year. For detailed information, please be free to contact the customer service team through service@pandabrands.com. We will response you as soon as possible.

北京利仁科技股份有限公司 BEIJING LIVEN TECHNOLOGY CO.,LTD

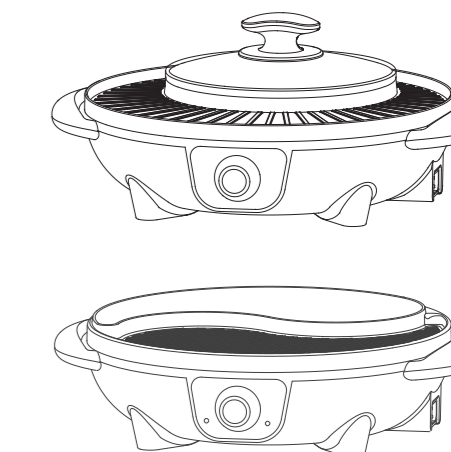
Production Address: 30th, Huaxiang Road, Langfang Economic and Technological Development Zone, Hebei, China
Imported by: Pandabrands Inc.
Customer Service: service@pandabrands.com

LIVEN 利仁

仁者安仁 知者利仁

—— 孔子《论语·里仁》

ELECTRIC GRILL WITH HOT POT Manual




This manual is available for :

SK-J3200/SK-J3200A/SK-J3200B
SK-J3201/SK-J3201A/SK-J3201B

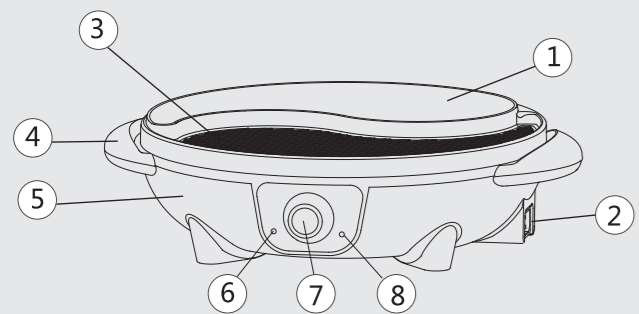
- ☆ Thank you for purchasing this series of products
- ☆ Please read this manual before using the product
- ☆ Please keep it for future reference

产品组成结构



1. 玻璃盖把手 2. 玻璃盖 3. 火锅锅体 4. 输入插座
5. 烤盘 6. 主体把手 7. 主体 8. 火锅工作指示灯
9. 档位开关 10. 烤盘工作指示灯

SK-J3201/SK-J3201A/SK-J3201B



1. 火锅锅体 2. 输入插座 3. 烤盘 4. 主体把手
5. 主体 6. 火锅工作指示灯 7. 档位开关
8. 烤盘工作指示灯

SK-J3200/SK-J3200A/SK-J3200B

电火锅（涮烤一体锅）是利仁公司为了满足广大消费者的烹饪需求，采用新技术研发的多功能电火锅，本款产品功能强大，具有涮、烤一体功能，可根据烹饪食材选择火锅和烤盘；本产品采用不沾涂层，煎、烤、涮不粘锅，安全、健康、环保、便于清洗；采用太极与日月外形，造型独特美观大方、结构先进、省时省电，是现代家庭必备的首选炊具。

使用方法：

第一次使用时，先将火锅锅体和烤盘清洁干净；

使用方法：

- 将产品放在平稳的桌面上，在锅内注入水，水量不要超过锅体的2/3,盖好锅盖（SK-J3201/SK3201A），并在烤盘表面刷适量的食用油；
 - 插上电源插头，将档位开关拧到“火锅”档-“火锅指示灯”亮，火锅开始加热，将旋钮拧到“烧烤”档-“烧烤指示灯”亮，烤盘开始加热，将旋钮拧到“烧烤涮”档-“火锅指示灯”和“烧烤指示灯”全亮，火锅和烤盘同时加热；
 - 可根据自己需要选择合适档位，烹饪所需美食；
 - 使用完毕，将开关拧到“关”，再拔掉电源插头待锅体断电几分钟后，烤盘部位可借助产品的余温用餐巾纸或抹布擦拭即可使产品清洁，火锅部位待锅体完全冷却后再进行清洗，长时间不用存放时应使用清洁剂进行认真清洗；
- 注：使用过程中如需要挪动产品，请注意不要触及金属部分以免烫伤！

清洗与存放：

- 清洗产品前，请先拔掉电源插头；
- 使用完毕待产品完全冷却后，请用软布加少量水擦掉机身内的杂物，然后用干布擦干电器部分；
- 不能把产品主体直接放在水龙头下或放进别的液体内清洗。产品电器部分不小心弄湿后请不要通电，待晒干后，方可使用。

- 请勿用金属或粗糙之物刷洗擦拭产品烤盘、锅体，以免破坏涂层；
- 清洗完后，请置于通风处，晾干后放置于干燥处保存。

使用注意事项：

- 使用前请仔细阅读本说明书；
- 使用时，请将产品置于平稳的桌面或台案上，注意不要接近火源及易燃物；
- 使用中，严禁用手触摸发热体，以免烫伤；
- 请勿让儿童单独使用，使用时如有儿童在旁，须加倍小心使用产品，切勿将产品放置在儿童能触及到的地方；
- 放油过多溢出时，请及时擦拭，切勿让油污渗入产品旋钮处，以免影响产品的正常工作；
- 在使用过程中，请勿用刀或金属器具在烤盘和锅体内切割食品；
- 清洁与食物接触的表面时用干净湿布擦拭即可，请勿用金属或粗糙之物刷洗擦拭产品烤盘及锅体，以免破坏涂层；
- 使用后，切断电源，请及时将污物清理干净，但切勿将产品放入水中或用水冲洗；
- 采用非制造商指定的配件可能会导致危险；
- 切勿将电源线置于热的表面上或使其打结；
- 使用完毕后，请及时拔下电源插头，切勿带电移动产品；
- 本产品限室内使用。



产品通电期间，某些表面温度很高，使用过程中表面会变烫！

北京利仁科技股份有限公司敬告

本说明书中所述功能与产品的实际功能不符，请以产品的实际功能为准，本公司保留不做任何预先通知而对说明书内容进行修改的权利。

- 涮、烤一体,功能多样,使用方便;
- 功能可调节,可根据需要选择火锅和烤盘;
- 食品级健康材料,不变形,耐高温,卫生健康;
- 烤盘和火锅采用高强度不粘涂层,防粘效果好;
- 独特外型设计,美观大方。

产品技术参数：

型号	额定电压	额定功率
SK-J3200	120V~	1300W
SK-J3200A	额定频率	火锅容量
SK-J3200B	60Hz	1.8L
型号	额定电压	额定功率
SK-J3201	120V~	1300W
SK-J3201A	额定频率	火锅容量
SK-J3201B	60Hz	1.6L

警告：

- 本产品只适用于120V~60Hz的交流电源使用，电压过低将影响产品性能；
- 使用单相三孔插座，必须有接地保护，避免与其它电器共用一个插座；
- 请勿私自拆装检修或带电拆下后盖，产品出现故障，必须到指定维修点去维修；
- 如电源软线损坏，必须用专用软线或从其制造商或维修部买到的专用组件来更换；
- 器具不能在外接定时器或独立的遥控控制系统的方式下运行。

售后服务：

凡购买北京利仁电火锅的消费者,均可享受一年的免费保修服务,产品30天内非人为损坏,客户凭消费凭证,可免费维修。产品30天以上、一年以内非人为损坏需维修,免费维修,而客户需要承担部分或全额维修相关运费。一年以上的产品需额外收取零件的成本费、维修相关运费,不额外收取其他费用。

详情请咨询客户服务部门,请发邮件至: service@pandabrands.com
我们随时为您服务。

部件名称	有害物质					
	铅 (Pb)	汞 (Hg)	镉 (Cd)	六价铬 (Cr (VI))	多溴联苯 (PBB)	多溴二苯醚 (PBDE)
塑料部件	○	○	○	○	○	○
受热部件	○	○	○	○	○	○
小五金部件	×	○	×	○	○	○
玻璃部件	○	○	○	○	○	○
电器及布线部件	×	○	×	○	○	○
铭牌、塑料袋	○	○	○	○	○	○
包装印刷部件	○	○	○	○	○	○
纸盒及泡沫包装	○	○	○	○	○	○

本表格依据SJ/T 11364的规定编制。
○：表示该有害物质在该部件所有均质材料中的含量均在GB/T 26572规定的限量要求以下。
×：表示该有害物质至少在该部件的某一均质材料中的含量超出GB/T 26572规定的限量要求。

本标识内数字表示产品在正常使用状态下的环保使用年限为10年。

说明：
1. 上表中的部件涵盖我公司部分产品，不同型号涉及的部件不完全相同，具体请以实物为准；
2. 本表中部件定义的解释权归北京利仁科技股份有限公司。

产品若有更改 恕不另行通知

北京利仁科技股份有限公司
BEIJING LIVEN TECHNOLOGY CO.,LTD

生产地址：河北省廊坊经济技术开发区华祥路30号

经销商：Pandabrands Inc.

企业通过ISO9001质量体系认证

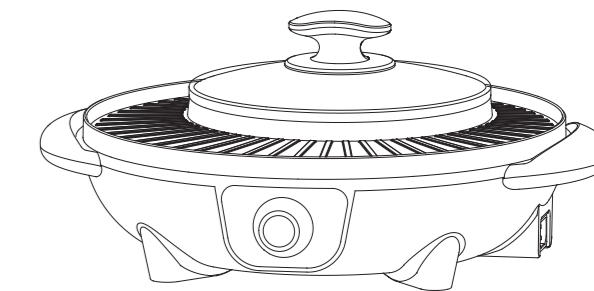
仁者安仁 知者利仁

—— 孔子《论语·里仁》

电火锅（涮烤一体锅）

【使用说明书】

轻松好生活



本说明书适用以下型号：

SK-J3200/SK-J3200A/SK-J3200B
SK-J3201/SK-J3201A/SK-J3201B

- ☆ 非常感谢您购买本公司系列产品
- ☆ 使用产品前请仔细阅读本使用说明书
- ☆ 请妥善保存以备将来参考