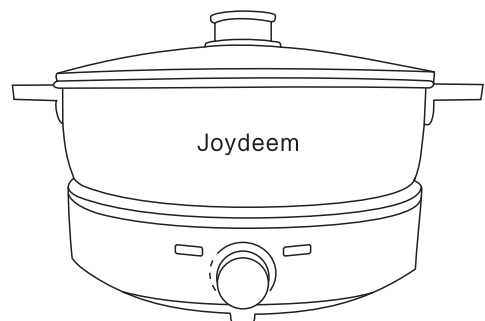


Joydeem

电火锅 使用说明书 JD-DHG5A



(产品以包装内实物为准)

尊敬的用户：为使您能正确的使用本产品，敬请在使用前仔细阅读本说明书。

注意事项

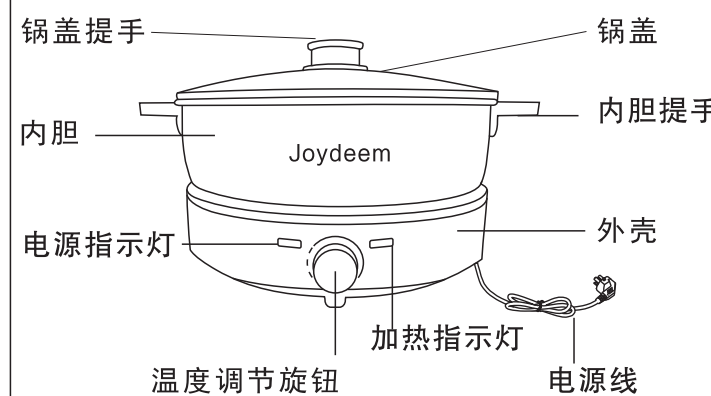
注意事项

- 请务必把电火锅直接插于墙上的电插座，并不要与其它电器共用同一插座，开机如果超过10小时，关机并拔下插头，检查插头与插座是否烫手，如果烫手，请务必更换良好插座，以免接触不良引起插座过热而烧坏或引起火灾。
- 不要用力拉电火锅电源线，以免电源线脱落。
- 不要把电火锅专用锅置于其它的煮食炉具上，作任何形式的煮食。
- 电火锅锅体不能在高温下干燥，否则会严重影响其使用寿命。
- 不要用其它锅体在电火锅上直接煮食，必须和专用锅一起使用。
- 此电火锅外壳在煮食时会产生高温，不要用手直接接触。
- 在潮湿、高温、或凹凸不平的环境下，不要使用此锅。
- 必须经常保持电火锅干燥和清洁，特别是发热盘。
- 不能把电火锅直接放置于水中清洗，以免引起漏电。
- 如电火锅有任何损坏应立即停止使用。
- 电源必须有良好的接地装置。
- 请不要碰撞锅底与发热盘，以免引起锅体与发热盘接触不良导致电火锅过热受损。
- 为避免火灾，请不要把易燃物品，例如清洁布、胶布等物品放置于电火锅上面或下面。
- 在第一次使用电火锅时，可能有少量的烟雾和气味，此乃正常现象，继续使用几次过后此情况会消失。
- 当锅体内仍存有高温液体时（例如沸水或油滴），需要搬动时请特别小心，以免烫伤。
- 发热盘表面及锅底上有异物时一定要清除，否则会影响使用及损坏电器元件。
- 使用时不能存放于有腐蚀性气体或潮湿的地方。
- 如果电源线损坏，为避免危险，必须由制造商或其维修部或类似的专门人员来更换。
- 本产品仅限家庭或类似场所使用。
- 请勿将本产品投入水中清洗。
- 请勿让儿童单独操作使用，要让幼儿不能触及的地方。

1

产品部件名称

主机组件部分



特别说明：
本产品如因产品技术升级、外观更改、功能优化等变更，请以实物为准。

2

Warranty card

Customer Service

PandaBrands Inc warrants this product to be free from defects in materials or craftsmanship for a period of One year following the date of purchase, provided that the product is used in a home environment. This limited warranty does not cover failure due to abusive operations, accidental damage or when repairs have been made or attempted by non professional. A defective product meeting the above warranty conditions set forth herein will be replaced or repaired at no charge if the product is purchased within 30 days. Beyond 30 days but within One year of original purchases, the product will be repaired or replaced free of charge and customer will be responsible for shipping charges. Beyond One Year of original purchase, customer will be responsible for parts, labor and shipping charges. This product is not intended for commercial use, and accordingly, such commercial usage will void this warranty. For more information, please contact the customer service at service@pandabrands.com.

Imported and distributed by: Pandabrands Inc.
Email: business@pandabrands.com
Customer service: service@pandabrands.com

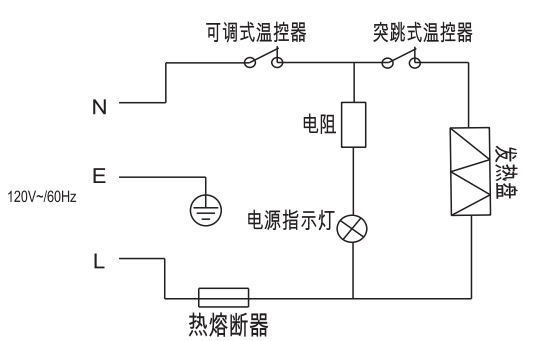
17

主要技术参数

产品规格

产品名称	电火锅
产品型号	JD-DHG5A
额定电压	120V~
额定频率	60Hz
额定功率	1500W
额定容量	5.0L
产品标准	GB4706.1-2005; GB4706.19-2008; GB4706.14-2018

电气原理图



4

Fault types and common phenomenon

Common faults and solutions

Fault phenomenon	Solution
No electricity (the indicator light is not on, without heating)	1. Check whether the socket is energized, whether the plug is properly inserted. 2. Whether the knob switch is on.
Without heating (the indicator light is on)	Internal electrical parts or heating plate damage, please contact our customer service center of company.
The indicator light is not on (heat normally)	Indicator light damage, do not affect normal use.
Uneven heating	1. Check whether there are foreign matters such as rice grains on the bottom of pot or on the surface of heating plate, and clean it up. 2. Check whether pot bottom or heating plate is obvious deformation, if yes, please contact the customer service center of company.

After the above inspection, the fault still cannot be eliminated, Please contact maintenance point of our company immediately.

15

Food inspection information

Food inspection information

Please use this product normally according to the instructions. The product complies with the requirements of the corresponding national food safety standards. The information of food contact materials and their compliance standards is described as follows:

Part name	material
The glass lid	glass
The steel edge of glass lid/vent	Stainless steel SUS304
The steel edge of glass lid/vent	Stainless steel 430
Screw/Gasket	Stainless steel SUS304
Screw/Gasket	Stainless steel 430
Screw	Aluminum alloy
Non-stick coating/Pot	PTEF+Aluminum alloy

Tips: Different types of food contact parts and materials may be different, please refer to the actual purchased model. Conditions of use: stainless steel parts to avoid contact with strong acid substances.

Note: This series of products contain the above food contact materials, some models may not contain individual materials, please refer to the actual products.

16

产品使用方法

产品使用方法

- 通电前必须先用干布将锅内底部及发热盘表面的水滴、杂物等擦干。
- 火锅使用方法：
①、使用前，请检查锅内底部及发热盘表面，如有异物予以清除。
②、将装有汤料(清水)的锅放在热源座上，(食材+水量不能超过中间隔层的高度)，稍旋转锅体与电热表面接触(稍旋转锅体能使锅体和发热盘接触更好，加热效果更佳)。
③、将旋钮旋至“关”的位置，然后将电源线插头插入墙上的电源插座。
④、将旋钮旋至“调温”的位置，此时指示灯亮,表示在加热。(注：在使用过程中，若觉得火力过大，可将旋钮逆时针旋转至灯灭的位置，即可实现断续加热，达到温度任意调节功能)
⑤、当水开后，就可以开始煮食物。
⑥、使用完毕，将旋钮旋至“关”的位置，然后将电源线插头拔下。

3

Cleaning and storage

Clean storage

- After cooking, please be sure to pull out the plug and wait for the pot to cool down before cleaning.
- When cleaning, please use soft cloth to wipe gently. Do not use coarse and hard utensils and corrosive liquids, to avoid to damage the non-stick coating and surface of the inner pot.
- Please clean the heating plate, inner pot and other parts with dry soft cloth. Please be sure the unplug the power cord.
- When used for a long time, please clean the pot and collect it after it dries.
- Do not place the shovel in the inner pot for a long time, do not use metal shovel, so as not to scratch the inner pot non-stick coating.

14

清洁与保养

清洁存放

- 每次使用后，请务必拔出插头并待锅体冷却后，开始清洁。
- 清洁时,请使用中性洗涤剂 and 软布轻擦，不能使用粗硬器具和有腐蚀性作用的液体，以免破坏内锅不粘涂层及锅体表面。
- 发热盘、内锅等零件请在拔掉电源的情况下于干软布擦拭干净。
- 长期不用时，请将电火锅清洁干净，待其干燥后收藏。
- 请勿将铲子长期放置于锅内，切勿使用金属铲子等，以免划伤内锅不粘涂层。

5

Operation

Product usage method

- Before power on, the water droplets and sundries on the bottom of the inner pot and the surface of the heating plate must be wiped clean with a dry cloth.

- Usage method of hot pot
1) Before using, please check the bottom of the inner pot and the surface of the heating plate, if there is any foreign matter should be removed.
2) Put the pot with soup (water) on the heating plate, food and water should not exceed the height of the middle compartment, make sure the pot and the heating plate contact well (rotating the pot slightly can make the pot body and the heating plate contact better, heating effect will be better).
3) Turn the knob to the "off" position, and then plug the power cord into socket.
4) Turn the knob to the position of "temperature control knob", at this time, the heating indication light is on, that means the pot is heating (please note in the process of use, if you feel that the fire is too large, you can turn the knob counterclockwise to the position of the lamp off, you can realize intermittent heating, to achieve arbitrary temperature adjustment function).
5) When the water is boiling, you can start cooking food.
6) After using, turn the knob to the "off" position, and then unplug the power cord plug.

12

环保清单

有害物质限制使用标识表						
有害物质的名称和浓度表：						
部件名称	铅 (Pb)	汞 (Hg)	镉 (Cd)	六价铬 (Cr (VI))	多溴联苯 (PBB)	多溴二苯醚 (PBDE)
塑料壳	○	○	○	○	○	×
电源线	×	○	○	○	○	○
发热盘	×	○	○	○	○	×
金属电接触	○	○	○	×	○	○
内胆	○	○	○	○	○	○
内锅体	×	○	○	○	○	○
绝缘层	○	○	○	○	○	○
螺钉	○	○	○	×	○	○
包装、包装材料	×	○	○	○	○	○
其他						

本表格依据SJ/T 11364-2006制定。
○：表示有害物质含量符合相应国家强制性标准中的有害物质限制使用浓度要求。
×：表示有害物质含量不符合相应国家强制性标准中的有害物质限制使用浓度要求。
注：“×”的部件数量，由于目前全球的技术和工艺水平限制无法实现环保要求或反应的有害物质，目前暂未有更好的替代方案。

有害物质限制使用声明：本产品中有害物质含量符合SJ/T 11364-2006标准要求，用户在使用过程中请避免在高温下长期使用，本产品不会对环境和人体健康造成危害，如产生或产生有害物质，请及时联系售后服务。

有害物质限制使用声明：本产品中有害物质含量符合SJ/T 11364-2006标准要求，用户在使用过程中请避免在高温下长期使用，本产品不会对环境和人体健康造成危害，如产生或产生有害物质，请及时联系售后服务。

以上标识均依据中国有害物质限制使用管理办法及其配套标准SJ/T 11364-2006执行，本产品实际使用不会对人体产生危害，请放心使用。

7

食品检测信息表

食品检测信息表

请根据说明书要求正常使用本产品。本产品符合食品安全国家标准要求，食品接触材料及其执行标准符合性信息说明如下：

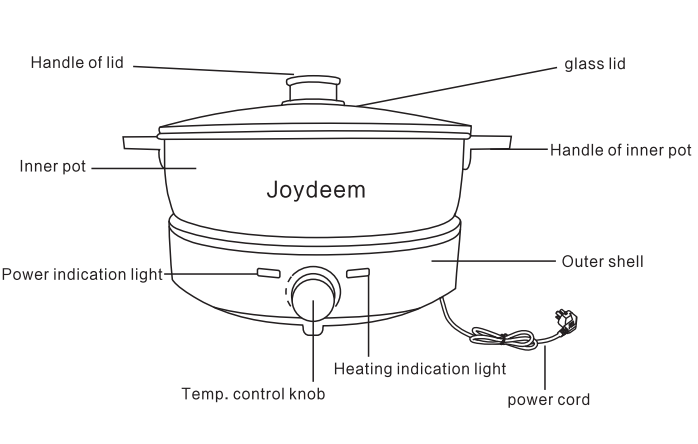
部件名称	材料	符合性标准
玻璃盖	玻璃	GB4806.5-2016
锅包边/锅出口	不锈钢SUS304 (本厂规格304)	GB4806.9-2016
锅包边/锅出口	不锈钢430	GB4806.9-2016
螺钉/垫片	不锈钢SUS304 (本厂规格304)	GB4806.9-2016
螺钉/垫片	不锈钢430	GB4806.9-2016
螺钉	铝合金	GB4806.9-2016
不粘涂层/锅胆	聚四氟乙烯 (PTFE)+铝合金	GB4806.10-2016 \ GB4806.9-2016

温馨提示：不同型号使用的食品接触用部件和材质可能不同，请以实际购买机型为准。使用条件：不粘锅涂层应避免接触酸性物质。
注：本系列产品包含以上食品接触材料，部分机型可能不含个别材料，请以实际产品为准。

8

Components

Host component part



Special declaration:
All the contents of this information have been carefully checked, in case of product technology or software was up-graded, we will upgrade new version of the manual. If there is any change of the appearance of the product color and performance, take practically as standard.

11

Cautions

Cautions

- Connect the plug in the socket on the wall directly, not to share the same socket with other appliances, after turning on the pot more than ten hours, please turn off the power and remove the plug. Check whether the plug and receptacle is hot, if hot, please be sure to replace a good outlet, in order to avoid overheating and burning caused by poor contact socket or cause a fire.
- Do not pull the power cord, to avoid loose the power cord.
- Do not put this hot pot on other stoves for cooking in any form.
- Electric hot pot body can not be dry burning at high temperature, otherwise it will affect the pot body life.
- Do not use other pot body in the electric hot pot directly cook food, must be used together with the original pot.
- The outer shell of this electric hot pot will produce high temperature when cooking. Do not touch it directly by hands.
- Do not use this hot pot in damp, high temperature or uneven surface.
- Must always keep the hot pot dry and clean, especially the heating plate.
- Can not clean the electric hot pot in the water directly, or that will cause leakage.
- If there is any damage to the electric hot pot, stop using it immediately.
- The power supply must have a good grounding device.
- Please do not hit the bottom of the pot and the heating plate, so as not to cause poor contact between the pot body and the heating plate, resulting in overheating damage of the electric hot pot.
- In order to avoid fire, please do not put flammable items, such as cleaning cloth, tape and other items on or under the electric hot pot.
- In the first use of electric hot pot, there may be a small amount of smoke, this is a normal phenomenon, continue to use a few times, the situation will disappear.
- When a hot liquid (such as boiling water or oil) is still in the pot, be careful when you move it to avoid scalding.
- When there are foreign subjects on the surface of the heating plate and the bottom of the pot, please remove them, otherwise it will affect the use and damage electrical components.
- When not use the pot, do not store it in a corrosive gas or damp place.
- If the power cord is damaged, please replace it with the manufacturer or its maintenance department or similar personnel to avoid danger.
- This product can only be used in family or similar places.
- The appliance shall not be cleaned in water.
- Do not let children operate alone, and put it the place that children cannot reach it.

10

售后服务

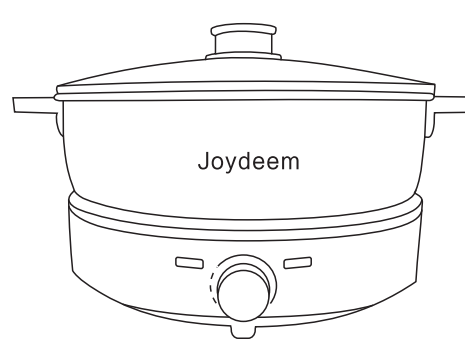
售后服务政策

PandaBrands Inc保证本产品自购买之日起一年内无材料或工艺缺陷，前提是本产品在家环境中使用。本产品有限保修不包括由于不当操作、意外损坏或非专业人员进行或试图进行维修而导致的故障。如果产品在30天内购买，符合上述保修条件的缺陷产品将免费更换或维修。超过30天但在最初购买后一年内，产品将免费维修或更换，客户将负责运费。购买一年后，客户将承担零件、人工和运输费用。本产品不用于商业用途，因此，此类商业用途将使本保修失效。欲了解更多信息，请联系客户服务部门 service@pandabrands.com.

Imported and distributed by: Pandabrands Inc.
Email: business@pandabrands.com
Customer service: service@pandabrands.com

9

Electric hot pot Instruction manual Model: JD-DHG5A



Please read this manual carefully before using.